

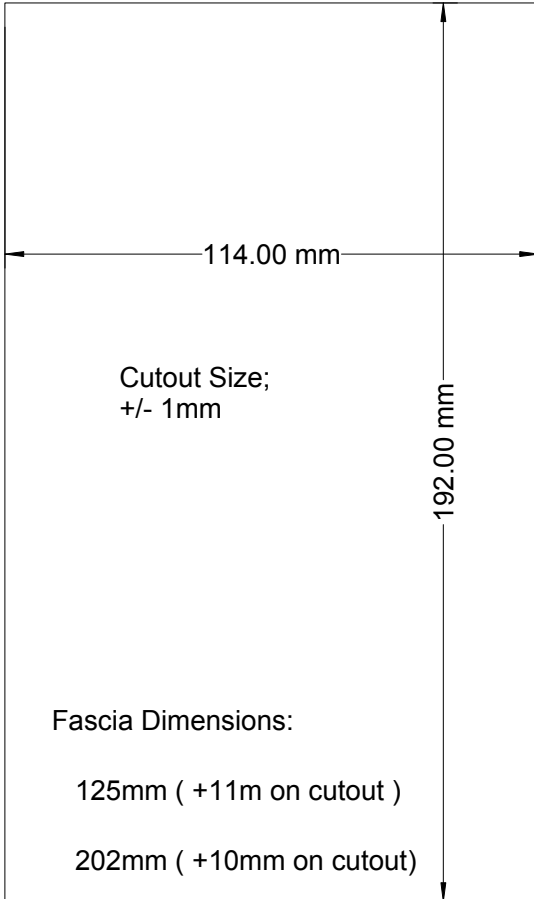
SUPPLEMENTAL ; INSTALLATION & MOUNTING

Phasefale's Panel Mount version for TACmv2, JouleTemp, JouleAlarm and others

Introduction

Phasefale's new Panel mount enclosure is available for the above models and others. Please refer to supplied instructions for programming and wiring. The mounting of the control is described here.

Panel Cutout



Fascia Washers


The 4 fascia washers are used to capture the fascia from behind. Use the self tapper screws provided.



For Technical assistance please contact :
PHASEFALE CONTROLS PTY LTD
83 Taunton Drive Cheltenham VIC. 3192,
Tel +613 95845590 www.phasefale.com.au
sales@phasefale.com.au


Conduit Entry Cutouts

The rear Cover provides for 19mm conduits entry points top and bottom. Cut away excess material as required to fit the conduits.



TACm/PCB

The Fan/Heater option board can be fitted into the rear cover, use double sided tape to hold in position if preferred.



Rear Cover

The rear cover dimensions are 125mm Wide, 203mm Long and 65mm Deep. The rear cover locates via 2 posts and internal guides and secured by 2 supplied self tappers.

